

## LEDBKHD-16SEN • LEDBKHD-16BATT-SEN

### LED RETAIL CEILING LAMP

With a neat and stylish design this LED bulkhead lamp range looks great in any location. Its LED light source provides excellent levels of brightness at a lower cost than traditional bulkhead lamps, and the robust and rugged plastic housing makes it the perfect light for busy public spaces such as passageways, stairwells, retail and offices.

Dual CCT option (3000k/4000k), comes with built in motion sensor.


### FEATURES

- Surface mounting & flush mounting (on special request)
- IP44 rating
- Dual CCT (3000k/4000k)
- High/low options available
- Master/slave function
- >60,000 hour lifespan
- Onboard motion/daylight sensor with 3 step dimming

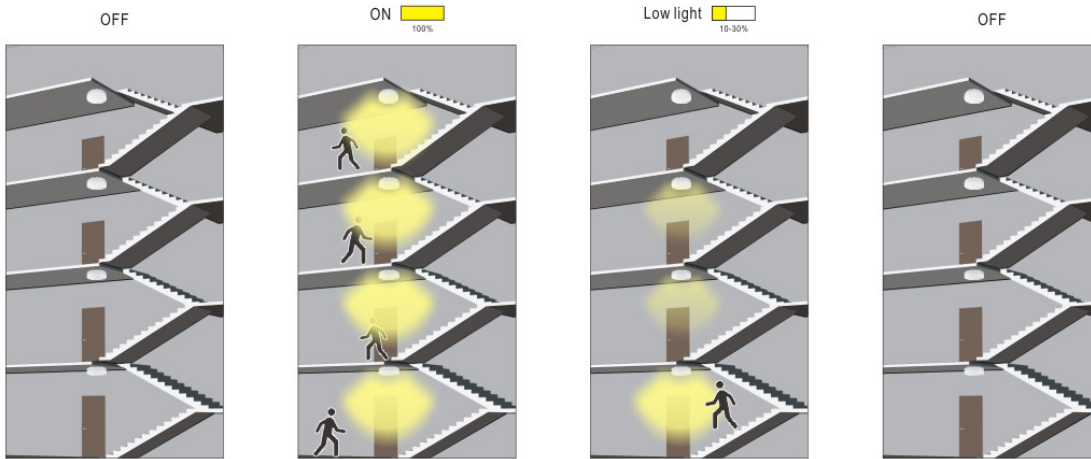
### TECHNICAL SPECIFICATIONS

CAT. NO.	LEDBKHD-16SEN	LEDBKHD-16BATT-SEN
Input Voltage	220-240V~50Hz	
LED Type	LG SMD2835	
Total Power	16W	
Fixture Lumens	1500lm*	
Colour Rendering (Ra)	>80	
SDCM	<3	
Beam Angle	120°	
Sensor	Yes	
LiFeP04 Battery Backup	No	Yes
Lifespan	>61,000hrs L70B10	
IP Rating	IP44	

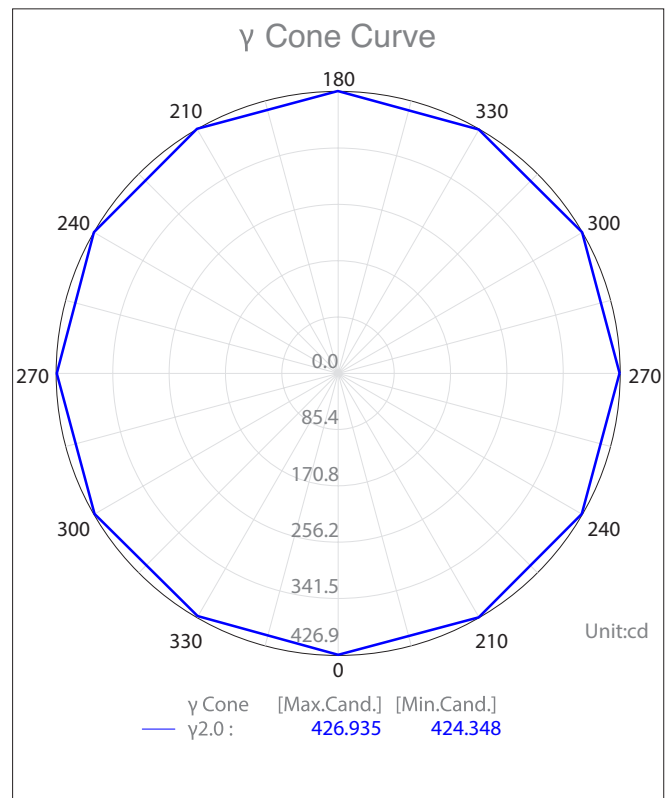
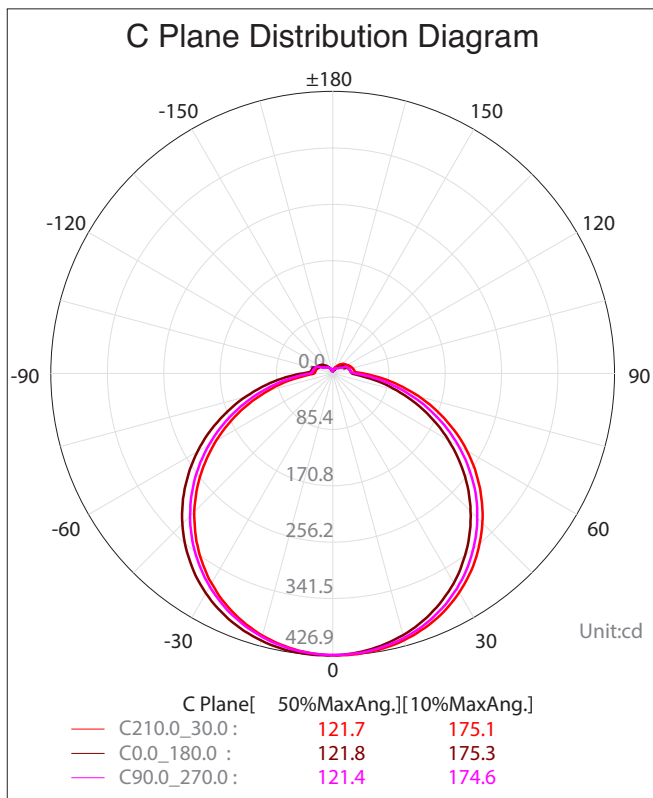
\*Higher lumen option available on special request (23W, 2300lm)



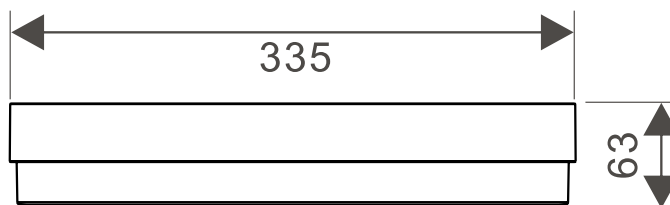
**SENSOR OPTIONS**



**PHOTOMETRICS**



**DIMENSIONS**



78 Cryers Road  
 East Tamaki  
 Auckland.  
 NEW ZEALAND  
 phone: 64 9 272 5619